

Together @ Home

Here are some activities you could do together as a family, begin with the story and then do as many or as few as you like, in any order.




Bible Passage

Today we will be exploring together, the miracle of the healing at Bethesda Pool.

You can find it in your Bible in:
John 5 v 1–15

Read the story together – choose a Bible translation or children’s story version which best suits your group.



A prayer to say together

Dear God,
Thank you for the story of the miracle at the Bethesda Pool. Thank you that you care for those who are sick or in need. Help us to be like Jesus and to help those we see around us in need.

We pray for all those who are sick and battling long term illness. We pray for them that they would put their faith and trust in God and would receive healing.

Help us to look out this week for people around us who may need help and to share God’s love with others.

Amen.



Discussion

A question for adults to ask children

How long had the man in the story been sick?

The man in the story had been sick and waiting for thirty-eight years. It must have seemed strange to the man when Jesus asked “do you want to be healed?” because he was right by a pool where miraculous healings took place. The man knew that he needed help to be healed, he could not get to the water on his own. He was ready to put his faith and trust in Jesus. When Jesus told him to get up and walk he was healed immediately and obeyed.

It is good to remember that God is interested in all our problems no matter how big or small. We don’t need to wait or try to sort out our problems alone. We can always come to God and ask for help.

Some questions for children to ask adults

Can you think of a time when you struggled with something for a long time and needed somebody to help you?

Family Activity 1

You will need: Scarves, a timer

Have a family three-legged race. Use a scarf to tie two people together by the ankle, then make them complete the course. If you have space, have a race across a room or garden. If you have an odd number of people in your family, you can take it in turns and time how long each pair takes.

If you have limited space, why not set yourself a challenge of an activity of route around the house to complete whilst connected together.

The man in the story needed help to get to the pool but nobody was there for him. We can be helpers and supporters for those around us in need.



A verse to remember

Proverbs 3:27

Whenever you are able, do good to people who need help.

Try to learn this simple verse together, you could come up with some actions to help you remember it or decorate the verse on a piece of paper or card together and put it up somewhere to remind you of it through the week.

Family Activity 2

Musical pools

You will need: pieces of paper/cushions/blue items

Place your 'pools' around the room, they could be blue items like t-shirts or just any pieces of paper, there should be one piece less than the number of players. When the music plays everybody moves around the room but when it stops they must hurry to stand on a 'pool'. Whoever is left without a pool becomes the controller of the music and can move the pools around while it is playing.




Active Prayer 1

In the story the man needed somebody to carry him to the pool. Set up a pool from a bowl filled with water.

Use waterproof toys such as lego/happyland, select people to represent people you know who are currently sick or facing challenges in their own lives.

Pray for each person and then carry them across the room to the pool and place them into the water.



Helping Older Children

Some children might question why the man had to wait thirty-eight years for his healing. We know that God could have healed him at any point or sent somebody else to help him.

It can be really hard when we know people who are sick particularly if we pray and don't see a response straight away. We have to have faith in God and trust that He knows and wants what is best for us.

God sees the bigger picture in a way that we can't, all we can do is keep praying and trusting that God hears all of our prayers.



Active Prayer 2







As an alternative to waterproof toys you could use the template on the next page to make unfolding flowers.



Set up a pool from a bowl filled with water.

Write the name of somebody you want to pray for in the centre of your flower then fold the petals into the centre.

Gently place the folded flower, petals up, into the water. The petals will slowly unfold as the flower soaks up water. Pray for the person on the flower that they would receive the healing or provision that they need.



A colouring page you could print and colour together

Proverbs 3:27



Whenever you are
able, do good to
people
who
need
help.



PUZZLE

SHEET

Help Jesus find his way to the man by the pool.



Can you find all these words from the story in the word search?

- Jerusalem**
- Bethesda**
- pool**
- Sheep gate**
- paralyzed**
- healing**
- Jesus**
- mat**
- walk**
- miracle**



From *The Complete Bible Story Clip Art Book*. ©Gospel Light. Used by permission.

m r l m i o i y o c f x f v e
 r e b i a v p z o o n e k z r
 t v l r o t l f l g p y t z o
 r v a a b v x p z b b q o n d
 e i k c s b e t h e s d a e e
 t h k l x u y i c v i d z c r
 a o e e a f r o m x c y j q t
 g f w a c w f e b b l e m h a
 p h b s l j d l j a s a m b m
 e g g v a i r b r u k n v b f
 e d b k j c n a s c v s m y n
 h m c o l k p g h f l o o p c
 s z g q e x k w s w d a j q t
 n c g s i w p z u u c w j n s
 w x q k x x s j u f e z x x v

Can you unscramble the tiles to reveal part of the story?

W A L	J E S U	M A T
Y O U R	U P	K "
P I C K	I D "	A N D
S	S A	



Together @ Home



Here are some activities you could do together as a family, begin with the story and then do as many or as few as you like, in any order.

Bible Passage

Today we will be exploring together, the miracle of Jesus feeding the 5000.

You can find it in your Bible in:

John 6 v 1-14

Read the story together – choose a Bible translation or children's story version which best suits your group.



A prayer to say together

Dear God,

Thank you for the story of the feeding of the 5000 and the little boy who shared what he had with those around him.

Help us to recognise all the things you have given us and to be willing to share them with those around us.

We pray for all those in the world who are struggling and do not have enough to eat. We pray as well for all those working at food banks and community fridges to help.

Amen

Discussion

A question for adults to ask children
*How many people were fed in the story?
Who provided the food?*

Even though we call this the story of 'feeding the 5000' we don't actually know how many people were fed. The Bible tells us that the total number counted did not include the women and children!

The bread and fish that were shared between the many people came from a boy who was there. The little boy gave the food that he had to Jesus and then a miracle happened – the food was shared and shared till everybody had as much as they wanted AND there was still some left over!

A question to answer together
What do we have as a family that we can share with others?

The little boy in the story brought what he had and gave it to Jesus to use – we all have things that God can use and multiply to bless others. This could be physical things like food, clothes or resources, it could be talents or skills that are in us which we can share with others, or it could be spiritual gifts that can be used to bless those around us.

Family Activity 1

You will need: paper, pens, craft materials

What is it that makes your family unique and special? What are the gifts and talents that God has given you to share with others?

Why not design a family crest together.

You could include things that you like to do as a family together or divide it into sections that reflect each member of your family and the things that make them unique.





A verse to remember

Hebrews 13 v 16

Do not forget to do good to others, and share with them, because such sacrifices please God.

This verse reminds us that God loves it when we share what we have with others, but it also describes it as a sacrifice. It is not always easy to give what we have to others, but just like the boy in the story if we give what we have, God can multiply it!

Try to learn this verse together, you could come up with some actions to help you remember it. Why not decorate the verse on a piece of paper or card together and put it up somewhere to remind you of it through the week?

Family Activity 2

Family Picnic

How amazing that God can meet with us wherever we are and whatever we are doing. Why not plan a family picnic to have together – either in a local park or in your own garden.

Think about what it must have been like for all those who were present when Jesus performed his miracle.

As you set up think about what the people in the story felt like when they were sat down in groups on the ground? What were they expecting to happen?

As you share the food together, think about what would it have been like to see the tiny amount of food spread further and further. Imagine how the little boy felt watching his picnic lunch grow and grow!

As you tidy up after your picnic think about what the disciples would have felt like as they collected up the spare food at the end of the story.



Active Sharing

Why not take some time this week to actively share and use what you have to bless others. Here are some ideas of areas where you could take time to share.

Physical things

- Pick up some extra food in your weekly shop to donate to the food bank.
- Sort out some clothes you have outgrown or no longer wear and donate them to another family.
- Pass on a book you have enjoyed reading to somebody else.

Skills and Talents

- Bakers/Chefs – cook some delicious food to share with somebody in your community.
- Artists/Creatives – draw or create an encouraging piece of art, poetry or song to bless somebody.

Spiritual Gifts

- Spend some time praying for another family in the church.
- Ask God to give you a prophetic word that you can pass on to somebody else.
- Share an encouraging Bible verse with a friend.

A colouring page you could print and colour together

Do not forget to do
good to others, and
share with them,
because such sacrifices

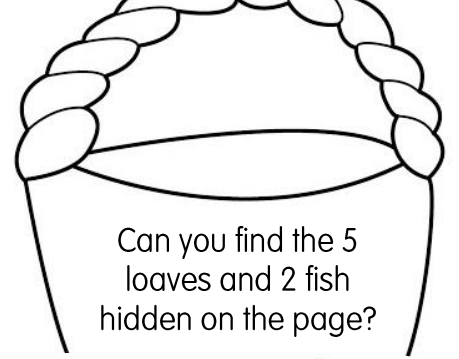
please
God.



Hebrews

13 v 16

Puzzle Sheet

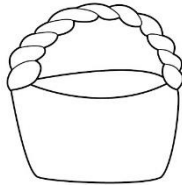


Can you find the 5 loaves and 2 fish hidden on the page?

Which two pictures are exactly the same?



How many baskets of bread were left over?



Miracle Maths Challenge...

$$\text{Basket} \times \text{Fish} = ? - \text{Loaf}$$

$$? = \square$$



Can you find 9 differences between the two pictures?



T Together @ Home

Here are some activities you could do together as a family, begin with the story and then do as many or as few as you like, in any order.



Bible Passage

Today we will be exploring together, the miracle of Jesus walking on water.

You can find it in your Bible in:

John 6 v 16–21

You can find a longer version which includes Peter walking on water in:

Matthew 14:22–33

Read the story together – choose a Bible translation or children’s story version which best suits your group.



A prayer to say together

Dear God,
Thank you for the story of Jesus walking on the water. Thank you that even in the most difficult and scary times you are with us.

Thank you for the example of Peter who wanted to be close to Jesus but struggled with fear. We ask you to help us be bold and brave in our own relationship with you.

We pray for all those who are scared in the world today that they would know you near them. Amen.

Discussion

A question for adults to ask children

How did the disciples feel when they first saw Jesus?

How did they feel when Jesus was in the boat with them?

The passage says that Jesus’ friends were scared when they saw Jesus walking on the water, at first, they thought he might be a ghost! The lake was dark and stormy with strong winds.

When Jesus joined them in the boat a miracle took place, the winds and waves were gone, and the disciples had made it safely to where they were going. Jesus reminded them that they didn’t need to be afraid when they were with him.

Some questions for children to ask adults

Can you think of a time when you had to complete a challenge or activity even though you were scared?

What helped you make it through?


Family Activity 1


You will need: Two/three pieces of paper

Using just two or three pieces of paper can you get your whole family from one side of the room to the other?

You are only allowed to stand on the paper and not touch the floor. You will need to work as a team standing on one piece while you move the other.

In the story (in the book of Matthew) Peter got scared of the wind and waves and didn’t think he could make it across the water to Jesus. Just like the disciples in the story when we feel afraid we can remember that Jesus is with us.





A verse to remember

Isaiah 41:13

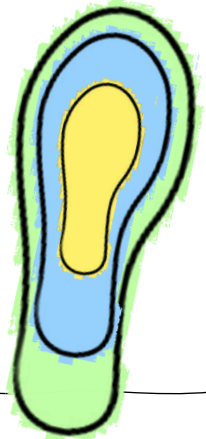
**I am the Lord your God, who holds your right hand,
and I tell you, 'Don't be afraid. I will help you.'**

Try to learn this simple together, you could come up with some actions to help you remember it or decorate the verse on a piece of paper or card together and put it up somewhere to remind you of it through the week.

Family Activity 2

Make your own **family foot picture**. Find a shoe for each family member. Draw around the smallest shoe first on a piece of paper. Then place the next size shoe on top and draw round that. Keep going until everybody's foot outline is on the paper, then decorate it together.

If you are feeling brave and have paints you could make a picture with actual footprints! Paint the sole of each person's foot in turn and let them walk over the paper to make a footprint picture!



Family Activity 3

Why not revisit the story at bath time? Can you act out the story using waterproof toys in your bath. Children could help make the stormy water and walk the toys across the surface of the bath.

Why not think about items which sink and items which float!



Helping Older Children

Peter was somebody who knew Jesus really well, he had the faith to ask Jesus if he could walk on water and HE DID! It was only when he allowed the wind and waves to distract him and took his eyes off Jesus that he began to sink.

Why not talk with older children about some of the things they can do to keep their eyes on Jesus and build their own faith. What are some of the distractions and fears that can get in the way of their own faith journey?

Active Prayer

You will need: A large container of water (or a bath!) and a range of waterproof objects, try to gather a mixture of items, some which will sink and some which will float.

Take it in turns to drop an object into the container of water – if the object sinks pray a "Help me" prayer and if it floats pray a "Thank you" prayer.

Thank you
God for my
friends

Help me to
be brave



A colouring page you could print and colour together

The picture on our colouring page today comes from www.thecolor.com if you don't have access to a printer you can colour the image online!

Isaiah 41:13

I am the Lord your God,
who holds your right hand,
and I tell you,

'Don't be
afraid. I
will help you.'



PUZZLE SHEET

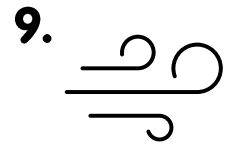



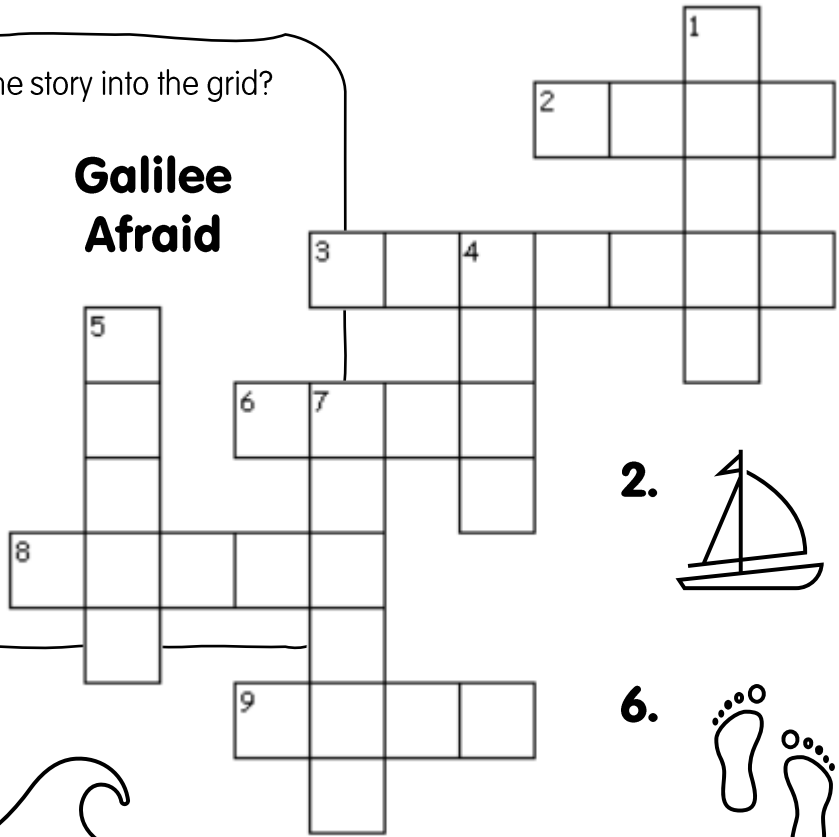
Complete the picture to show what the disciples are seeing!



Can you fit these words from the story into the grid?

- Peter**
- Wind**
- Galilee**
- Jesus**
- Waves**
- Afraid**
- Water**
- Boat**
- Lake**
- Walk**

You can use logic to work out where the words fit or use some of the picture and number clues to get you started!



Together @ Home

Here are some activities you could do together as a family, begin with the story and then do as many or as few as you like, in any order.



Bible Passage

Today we will be exploring together, the miracle of Jesus healing a man born blind.

You can find it in your Bible in:
John 9 v 1–41

Read the story together – choose a Bible translation or children’s story version which best suits your group.



A prayer to say together

Dear God,
Thank you for the story of the man born blind who was healed by Jesus. Thank you care for the sick and those with disabilities. Thank you that just like Jesus we can pray for healing today.

We pray for those who like the religious leaders in the story don’t yet know you and your love would you share your love with them and help them on their journey to knowing you. Help us to be bold in sharing our faith with others. Amen



Discussion

A question for adults to ask children

Why do you think not everybody in the story was happy for the man that had been healed?

This is an amazing miracle story, Jesus healed somebody who had never been able to see. You would expect celebrations and rejoicing but instead this story is full of questions and complaints. Even though they could see proof of the miracle many people in the story did not want to believe in Jesus or his miracles. They searched for ways to stop him or trick him into saying something wrong.

Today there are still people in the world who don’t believe the Good News about Jesus, but just like Jesus was a light to the world we can shine in this world and share God’s love with others. Even if people do not respond the way we would like them to we can trust that we have planted a seed which one day may grow into something more.

A question for children to ask adults

Can you think of a time when you shared your faith with somebody but they didn’t want to listen?

Family Activity 1

You will need: A blindfold/scarf

There are two types of blind people in this story – the physically blind man that Jesus healed and the Pharisees and critics who were spiritually blind and could not see the truth about who Jesus was.

Set up an obstacle course, blindfold somebody and then guide them through the course using just instructions or the sound of your voice.

Why not talk about what it must have been like for the man in the story who was born blind and how Jesus healing him would have changed his life?





A verse to remember

Matthew 5:16

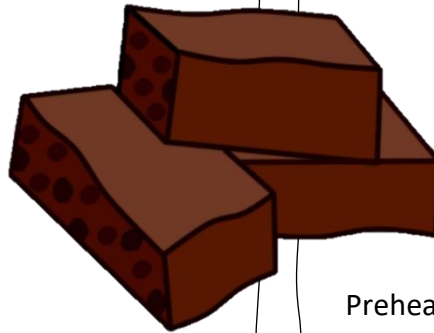
In the same way, you should be a light for other people. Live so that they will see the good things you do and will praise your Father in heaven.

Try to learn this simple together, you could come up with some actions to help you remember it or decorate the verse on a piece of paper or card together and put it up somewhere to remind you of it through the week.

Family Activity 2

Jesus used mud to heal the man in the story, why not explore some muddy play as a family?

Put on wellies and splash through muddy puddles, you could even make your own mud pies! Just don't actually put the mud in your eyes!



Active Prayer

Jesus said that we should be a light for others in the world, helping those who are living without knowing God to become His friend.

How many different lights can you find in your house? Travel around the house and each time you find a light turn it on and pray together for one friend or family member who does not know Jesus yet.

Make sure you turn them off afterwards to help look after the environment and don't forget the light inside your fridge!



Family Activity 3

If you don't fancy getting muddy outdoors why not get muddy in the kitchen with this simple "mud pie" brownie recipe!

1 cup all-purpose flour
¼ cup cocoa powder
½ tsp baking powder
¼ tsp salt
110g butter
240g chocolate
(bitter or semi-sweet works best)
1 cup sugar
3 eggs

Preheat Oven to 175C, line a baking tin with parchment paper and butter to prevent sticking

Whisk flour, cocoa, baking powder and salt in a bowl

Break up the chocolate and melt with the butter over a saucepan of warm water

Add the sugar to your chocolate mix stirring to combine

Then add the eggs

Finally gently combine the flour mixture and chocolate mixture – careful, don't over mix!

Pour into your baking tray and bake for 20-25 minutes or until a skewer or knife comes out clean!

Allow to cool slightly - then enjoy!

A colouring page you could print and colour together

This beautiful colouring sheet is provided courtesy of <https://courtneydefeo.com/>



Let your
Light
shine
before others,
that they may
see your
good
deeds
and glorify your
Father
in heaven.

Matthew
5:16

PUZZLE SHEET


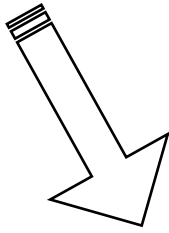
Can you find these words from the story in the word search?



h d p t i w y d t l j k v c d
 d e n w n j u a s u s e j l e
 o h a i h m v e c i x s l r b
 z n b l l c o d o v p g m r y
 d h y e i b m h y i w c l x m
 l o j y w n x q l q d u o q h
 r r v m f e g c m x y m o m v
 u z n k h a s z k g q i p a c
 a w e h t i c e k h c r n m v
 j o c b l r t k t y e a t f h
 g i f o j x b g x q x c s q f
 p h a r i s e e s h u l g g s
 b m v k w z i o r x n e h x b
 x u r f f r p x y k x u c t w
 j i m n t g q r y b k a c h z



- Jesus**
- blind**
- healing**
- mud**
- Siloam**
- pool**
- miracle**
- pharisees**

Help the man find his way to the pool of Siloam.



How many words can you make from the letters of the word Siloam?

We've given you some picture clues to get you started.



Together @ Home

Here are some activities you could do together as a family, begin with the story and then do as many or as few as you like, in any order.



Bible Passage

Today we will be exploring together, the miracle of turning water into wine.

You can find it in your Bible in:
John 2 v 1–11

Read the story together – choose a Bible translation or children’s story version which best suits your group.



A prayer to say together

Dear God,
Thank you for the story of Jesus turning Water into Wine. Thank you that this story shows us how much Jesus cares for his friends. Thank you that Jesus still cares for us and wants to help meet our needs today.

We pray for all those who have had wedding celebrations cancelled or postponed over the last few months that they would be comforted by you.

We pray for all those in the world who are struggling because they do not have the food or supplies that they need. God please would you be their provider.

Amen.

Discussion

A question for adults to ask children

Why do you think Jesus demonstrated this miracle?

John writes that this was the first miracle that Jesus performed. When Mary came to Jesus and asked him to help, Jesus said “My time has not yet come.” Jesus hadn’t come to the wedding so that he could perform a miracle, he had come with his followers to share in the marriage celebrations. Jesus must have felt pity for the people whose wedding it was that they had run out of wine for their guests, so he helped. This miracle shows us that Jesus cared for those he met and those he was friends with, it also shows how God loves to celebrate good time with us. We can share love and care with our friends and those close to us too.

Some questions for children to ask adults

Can you think of a time when you helped a friend or family member in need?

Family Activity 1

Water into wine race

You will need: ice cube tray, squash (preferably blackcurrant

Pre-freeze some squash into ice cubes, you will not want to fill them all the way as it will be too strong. If you don’t have ice cube trays you can freeze into the bottom of plastic cups.

When you are ready for your race give everybody a glass of water and then add an ice cube to each. *(If using squash frozen in the bottom of a cup just add the water straight in)*

Have a race and see who can turn their water into squash the fastest!





A verse to remember

Romans 12:13

Share with God's people who need help.

Try to learn this simple verse together, you could come up with some actions to help you remember it or decorate the verse on a piece of paper or card together and put it up somewhere to remind you of it through the week.

Family Activity 2

Taste challenge

You will need: a range of different drinks, blindfolds.

Give everybody a blind fold (a scarf will work) and pass them each of the drinks to taste. Can they work out what they are drinking?

In the story the people were amazed when they tasted the wine that Jesus had made. Normally people used their best wine first and then moved onto less good wine. When they tasted Jesus' wine they said "you have saved the best wine till now".



Party Prayers

Just like Jesus came to the wedding to celebrate with his friends, God loves to celebrate with us today.

Put on some music and dance around the room together, take it in turns to be in control of the music. When the music is paused everybody should stop dancing and shout out something to celebrate!

Then put the music back on and keep dancing!



Helping Older Children

This is a great story to encourage children that God cares not just about our needs or our behaviour but about us having fun! Sometimes building a relationship with God might seem like a chore for older children with pressure put on them to read more of their Bible and pray every day. (We love them at Together at Home, but sometimes even a puzzle sheet can feel like homework!)


Encourage your child to think about how they enjoy spending time with their friends and consider how they can include God in their every day. Can they find ways to speak, share and celebrate with God in all that they do?



A colouring page you could print and colour together

Romans 12:13

Share with
God's people who
need help.



PUZZLE SHEET





Can you work out the missing words?
They are all made from the letters of the word **water**
there are picture clues to help you

How many wine jars can you find hidden on the page?









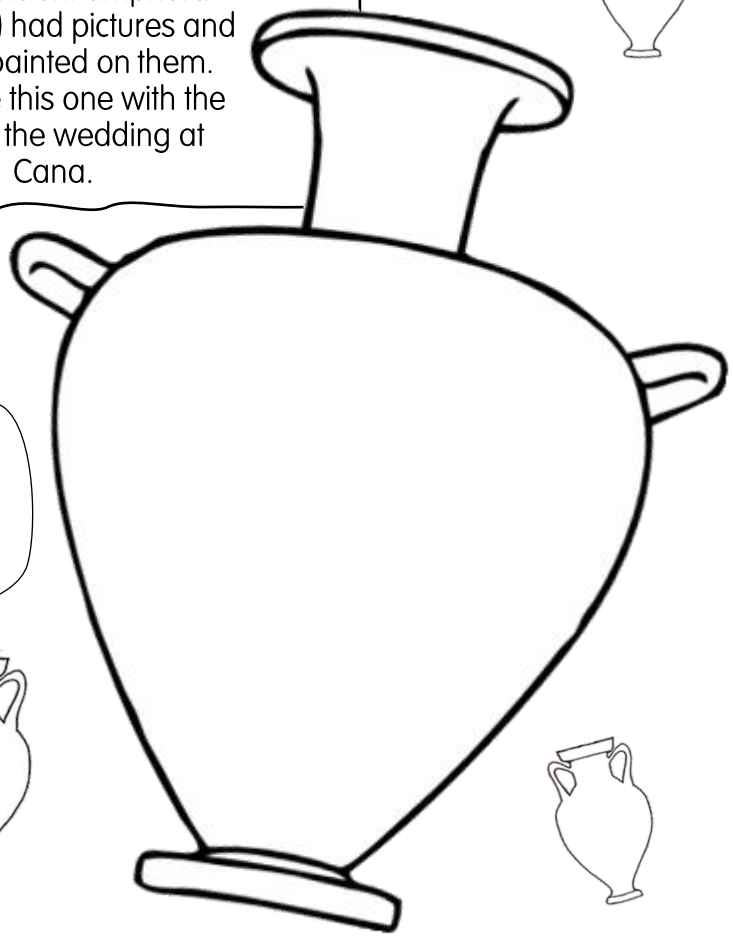

Some ancient amphora (wine jars) had pictures and stories painted on them. Decorate this one with the story of the wedding at Cana.

The servant has been sent to fetch more wine. Which path should he follow?

a.

c.

b.



Together @ Home

Here are some activities you could do together as a family, begin with the story and then do as many or as few as you like, in any order.




Bible Passage

Today we will be exploring together, the miracle of the official's son.

You can find it in your Bible in:
John 4 v 46–54

Read the story together – choose a Bible translation or children's story version which best suits your group.



A prayer to say together

Dear God,
Thank you for the story of the Official's Son which reminds us that you care for everybody. Help us to have faith and trust in you like the Official in the story. Even when we cannot see you at work or when we do not feel you near us, help us to remember that you can perform miracles.

We pray for all those who have family members that are ill at this time, may you be their comfort. Give them strength and faith to trust in you and to bring their own family to you in prayer.

Amen

Discussion

A question for adults to ask children

How do you think the official felt when Jesus said "Go. Your son will live"?

There are so many miracles in the Bible where we see Jesus reach out and touch somebody to heal them, the official must have heard all the stories about what Jesus had been doing. Perhaps he thought Jesus would come with him, maybe he imagined Jesus laying hands on his son and praying for his healing.

It took a lot of faith for the official to come to Jesus for help, it took even more to go home and trust that Jesus could perform a miracle from so far away. (*It is 16.47 miles between Capernaum and Cana*).

Some questions for children to ask adults

Can you think of a time when you had to trust in God even when you couldn't see Him at work?

Family Activity 1

Jesus healed the Official's son without even touching him, set your family a hands-free challenge. You will need an object to transfer such as a balloon, teddy or ball. Can you get the object from one side of the room to the other without using your hands and without letting it touch the floor?

You could try holding the item with your elbow, between your knees, under your chin or even balancing it on your head... see how well you can work together as a team to complete the hands-free challenge!





A verse to remember

James 5 v 15

And the prayer offered in faith will make the sick person well; the Lord will raise them up.

Try to learn this simple verse together, you could come up with some actions to help you remember it or decorate the verse on a piece of paper or card together and put it up somewhere to remind you of it through the week.

If you have some friends or family members that you know who are sick why not put the verse up alongside a list of names, photos or a selection of Lego or toy figures chosen to represent them. Use this as a prayer station and as a reminder to keep asking God to be their healer.

Even though we might not be able to lay hands on people to pray at the moment we can still trust that God will be their healer, just like the Official in the story.

“What time did my son begin to get well?”

The Official was not there when his son first began to get better, but he knew it was the exact time that he had met with Jesus. Why not take on some of these time themed challenges...

Prayer O'clock

Why not challenge everybody in your family to pause for a quick prayer on the hour every hour!

You could do this for the whole week or pick a day / time to focus on e.g. praying together every day at 7am and 7pm.



“What’s the time Mr Wolf?”

Play a game of "What's the time Mr. Wolf?". One person is 'Mr Wolf' and stands at one end of the room, everybody else stands at the other, they are the sheep.

The sheep ask "What's the time Mr. Wolf?" and Mr. Wolf must say a time e.g. - "one o'clock" "eight o'clock" etc. The sheep then take that number of steps toward Mr. Wolf – (e.g. eight steps for eight o'clock)

This is repeated. Each time the steps will take the sheep closer to Mr Wolf. When Mr. Wolf feels like it, instead of a number they say, "Dinner time!" they then turn around and chase the sheep.

The first sheep to be caught becomes the next Mr. Wolf.



The Minute Game

One person has a clock or phone timer, this person tells everybody when to begin.







Everybody else must stand up, they must sit down when they think a minute has passed – they are not allowed to cheat by looking at a watch or clock. Once everybody has sat down the person watching the timer should say who was closest.

A colouring page you could print and colour together

Decorate the people around the edge to represent people you are praying for.

James 5 v 15


And the prayer offered in
faith will make the sick
person well; the Lord will
raise them up.





PUZZLE SHEET

How many clocks are on the page?


Which one shows the time at which the official met Jesus?



Can you help the official find his way from Capernaum to Cana to meet Jesus?



Can you find 10 differences between the two pictures?



Together @ Home



Here are some activities you could do together as a family, begin with the story and then do as many or as few as you like, in any order.

Bible Passage

Today we will be exploring together, the story of Jesus raising Lazarus from the dead.

You can find it in your Bible in:

John 11 v 1–45

Read the story together – choose a Bible translation or children’s story version which best suits your group.



Discussion

A question for adults to ask children

Who in the story was sad?

What are some of the things that make you sad?

Lots of people in the story were upset because Lazarus their friend was not with them anymore. Verse 35 is the shortest verse in the Bible: “Jesus Wept” – we know that just like us there were things that made Jesus sad. When we are sad, we can know that Jesus understands and wants to comfort us just like he wanted to comfort his friends Mary and Martha.

A question for children to ask adults

Even though Martha was sad that her brother was gone, she still believed that he would be given new life after death.

What do you think heaven is like?

A prayer to say together

Dear God,

Thank you for the story of Jesus healing Lazarus which reminds us that you care about how we are feeling.

Thank you know what it is to be sad and upset and that you are our comforter.

We pray for those in the world who are scared at the moment; for those who are sad or mourning, that you would comfort them.

Amen

Family Activity 1

Build a blanket fort.

Using pillows, blankets, bedding etc. build your own blanket fort together. Snuggle inside together.

You could use this time to remember the tomb in the story that Jesus called Lazarus out from, or just take the time to talk about how everybody is feeling.

Just like Lazarus came out of the tomb and started afresh why not pray and give any fears, worries or sadness to God inside the blanket fort before you take it down.





A verse to remember

Psalm 30 v 5

Crying may last for a night, but joy comes in the morning.

Try to learn this verse together, you could come up with some actions to help you remember it or decorate the verse on a piece of paper or card together and put it up somewhere to remind you of it through the week.

Just like Mary and Martha in the story, sometimes we have to wait for God to answer our prayers. Even though we are waiting for an end to Coronavirus we can keep trusting in God and his promises and keep praying and asking God to protect and provide for us.

Family Activity 2

You will need: Music

Play a game of 'Musical Sleeps' – when the music plays everybody should dance around and celebrate. When the music stops, they should lie down on the floor as fast as possible.



Helping Older Children

Your child may have heard that the virus is causing many deaths around the world, do not be afraid of talking to your children about death. This story is a great way to open up a conversation, remember also the Easter story when Jesus died and rose again.

It is alright to be sad

Jesus knew that he was going to bring Lazarus back to life, but he was still sad. It is alright to be sad when we think about death or when somebody we know has died. God is with us even when we are sad.

This isn't how God planned the world

Jesus knew that this wasn't how the world was supposed to be. God's original plan was for a world with no sickness, no pain, nobody hurting and everybody living forever with him. It is because of sin in the world that it is not like that.

When we die, we have a new life in heaven

Even though it is hard to lose people, God has made a way through Jesus that everybody can become his friend, be forgiven for their sins and live for eternity with God. In heaven there is no pain, sickness, sadness or death.

God is bigger!

God is bigger than anything we are scared or worried about, bigger than sickness or death. When we are sad or scared or worried we can call out to God. God is always with us and always hears us. It's good to talk to grown ups who we trust too, share how we are feeling so that they can pray with us.

Active Prayer

Use the pictures of emotions on the next page – take it in turns to try and pull the face and see who can guess what emotion you are showing.

Take a moment after each one to pray for people in the world who might be feeling that emotion.

Thank God for the positive emotions and ask God to be with those experiencing negative emotions.



Emotions



happy



sad



angry



scared



shy



confident



surprised



ashamed



disgusted



exhausted



confused



bored

A colouring page you could print and colour together

This beautiful colouring page is by Krista Hamrick you can find more colouring sheets and artwork on her website <https://www.kristahamrick.com/>



Puzzle Sheet

God wants us to talk with Him and share how we are feeling... draw a picture in the box below, can you show on the face the way you feel?

Can you find all these emotions in the wordsearch?

e n b p p d q h n x f o q t d
 m x s c h n a d e r o b n n a
 c l c z t p p j a h h e r h s
 f q a i p m s v r e d j u b k
 t w r y t i e y t i i m m b b
 v c e p r e h v f e u s p e d
 y a d s w h d n f t l u z s e
 y k e m v m o c k c s i e t s
 y b n z f c o n f u s e d a i
 u r z g e z u z w n m g j i r
 q h g y y x h p c m v q y i p
 z x u n y u p n i f b h k f r
 f i z n a i w u h w s a n w u
 c w s i a j i f j q x m n m s
 v t a h r r f c e q e x c w q

happy
 sad
 excited
 scared
 bored
 confused
 surprised
 shy
 angry
 confident

In the story Jesus brought his friend Lazarus back from the dead. Join the dots in order to complete the picture and then colour it in.



Together @ Home

Here are some activities you could do together as a family, begin with the story and then do as many or as few as you like, in any order.




Bible Passage

Today we will be exploring together, the story of the miraculous catch of fish!

You can find it in your Bible in:

John 21 v 1–14

Read the story together – choose a Bible translation or children’s story version which best suits your group.



A prayer to say together

Dear God,

Thank you for the story of the miraculous catch of fish. We know that you called the disciples to be fishers of men sharing your good news and love with others. Help us to do the same.

We pray for our friends and family members who don’t know you yet. May they hear and respond to the good news.

Give us the same excitement and longing that the disciples had to be near you and see your hand at work.

Amen

Discussion

A question for adults to ask children

How do you think the disciples felt when they found their nets full of fish?

Even though Jesus had appeared to his disciples after rising from the dead this story finds them fishing, they have gone back to what they used to do before they met Jesus. This miracle is almost identical to one we can read about in Luke 5 which Jesus performed when he first met the disciples.

The disciples would have been very excited that they had caught so many fish but even more excited to know that Jesus really was back from the dead and walking among them.


A question for children to ask adults

Can you think of a time when you went ‘fishing for men’ and shared your faith with somebody else?

Family Activity 1

You will need: A wooden spoon, some string, paperclips, card and a magnet.

Make your own fishing game. Cut out some fish shapes from card and attach a paperclip to each. Tie or stick a fridge magnet to a piece of string and attach it to a wooden spoon or stick to make your fishing rod.





A verse to remember

Matthew 4 v 19

Jesus said, "Come follow me, and I will make you fish for people."

Try to learn this verse together, you could come up with some actions to help you remember it or decorate the verse on a piece of paper or card together and put it up somewhere to remind you of it through the week.

Family Activity 2

You will need: Paper/Card craft materials, an empty net fruit bag


Make your own fishing net craft, cut out and decorate some fish shapes together and then use an empty fruit bag to make your net!



Active Prayer

Use one of our two family activities to pray for those you know who haven't yet made Jesus their friend and saviour.

Write the names of people you are praying for onto fish. You could take it in turns to catch one with your magnet rod or draw one out of the fruit bag and pray for them.



Evangelism

Jesus' mission for his disciples was not just for when he was on the earth with them but after he had returned to heaven. They were called to be fishers of men, throwing out God's love and drawing people closer to Him. Jesus never sent his disciples out alone and evangelism is something we can all do together.

Why not spend some time as a family thinking of ways you can share God's love with others and talking about how we can be fishers of men, women and children today!

It can be helpful to practice sharing with one another the Good News about Jesus and our own testimonies and experiences so that we can be even more bold when we share them with others.



A colouring page you could print and colour together

This colouring page is from www.ministryark.com

And he said to them,

“Follow me,

and I will

make you

fishers



of men.”

Matthew 4:19


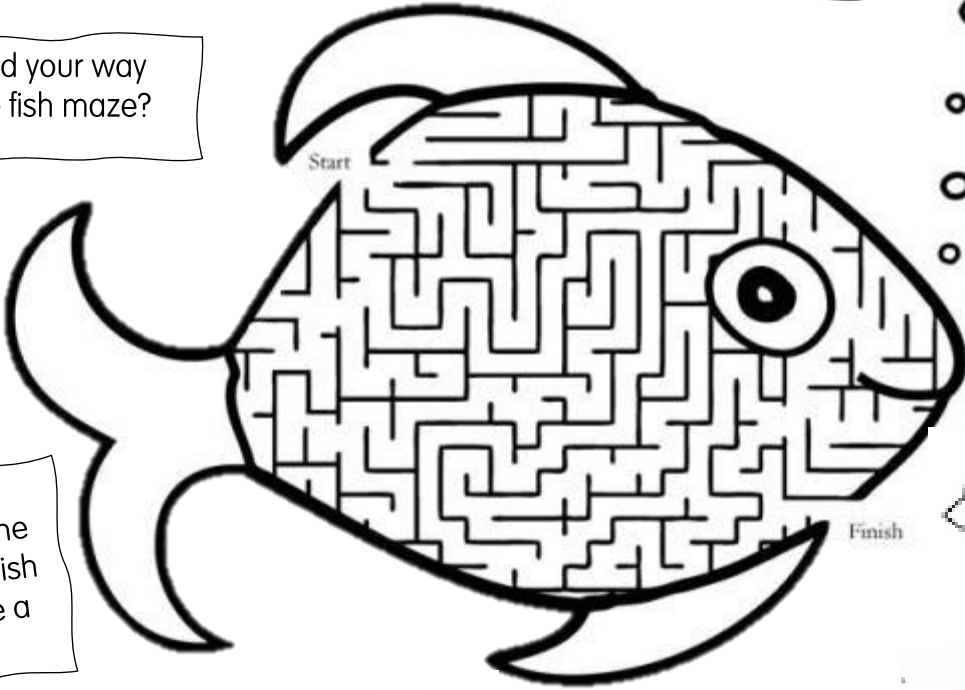
@MinistryArk.com






Puzzle Sheet



Can you find your way through the fish maze?



Colour the matching fish the same – which fish does not have a pair?





Can you find all these words in the word search?



How many times can you find the word fish in the word search?

s x s f a n j s o f
 z e g n i k u y a i
 l d l j g s f l j s
 j m l p e f h l y h
 i f n j i u t e j h
 z d w s e c f i r e
 p a h z z r s p i d
 r e t e p n o i f g
 n r d b f i s h d n
 e b a j e i z b s i
 t r s v l f h k j h
 e h i j z a i v i s
 i l l k j f v s j i
 a o o g x v r r h f
 t b u c p q a z l v



Jesus
 disciples
 fishing
 net
 Peter

shore
 fire
 bread
 alive



Together @ Home



Here are some activities you could do together as a family, begin with the story and then do as many or as few as you like, in any order.



Bible Passage

Today we will be exploring together, the story of Jesus calming the storm.

You can find it in your Bible in:

Matthew 14 v 22–34

Read the story together – choose a Bible translation or children’s story version which best suits your group.



Discussion

A question for adults to ask children

What are some of the things that you find scary?

- *Who was scared in the story?*
- *What were they scared of?*
- *Who was with the disciples in the boat?*

The disciples were scared of the storm, but Jesus was with them. When the disciples called out to Jesus, he heard them and kept them safe. We are living in scary times, but Jesus hears all of our prayers and even when things seem scary, we can know that Jesus is with us and in control.

A question for children to ask adults

Can you tell me about a time when you felt scared, but God was with you?

A prayer to say together

Dear God,

Thank you for the story of Jesus calming the storm which reminds us how **BIG** and **POWERFUL** you are.

Thank you that you are with us in the scary times and that you always hear our prayers.

We pray for those in the world who are scared at the moment; that they would know you and your peace.

Amen

Family Activity 1

You will need: Paper, a large bowl/bath of water

Make your own origami boat together, you might want to make some paper figures to go in it as well. Float the boat in a bath, sink or bowl of water.

Encourage your children to help re-tell the story, they can make the storm by splashing the water or blowing hard at the boat.

They will need to listen out carefully for the bit in the story when Jesus tells the water to be still and stop the storm.



A verse to remember

Psalm 56:3

“When I am afraid, I will trust you.”

Try to learn this verse together, you could come up with some actions to help you remember it or decorate the verse on a piece of paper or card together and put it up somewhere to remind you of it through the week.

Family Activity 2

You will need: Music

Play a game of ‘Musical Storms’ – when the music plays everybody should dance and move around like they are being blown about in the storm. When the music stops, they should freeze and be still like the storm in the story.

My Lighthouse – by Rend Co. Kids is a great song to play the game to as it talks about God being our peace in the storm. You can find a video with actions here which you could learn before playing the game.

<https://www.youtube.com/watch?v=JeJvKkBV6rY>



Active Prayer

Search for items around the house that remind you of other people – photos of families and friends, shopping deliveries, toys, letters.

Pray for the people they remind you about – friends, family, those working in shops, those working in the postal service.

Pray that they would know God and be brave.

Helping Older Children

Older children might be asking why God would allow the current virus to hurt people in the world. The Bible tells us that we live in a fallen world, that God did not intend for it to be like this. We might not always be able to see God in our circumstances, but He promises that He will never abandon us, He is always with us.

Encourage Older children to...

Keep praying – God always hears our prayers even if we don’t see Him answer them straight away.

Psalm 116 v 1

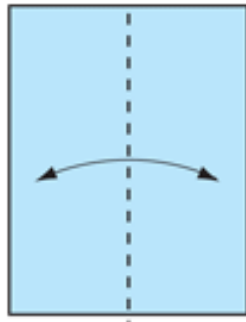
Keep trusting - God has good plans for us and there is always hope.

Jeremiah 29 v 11

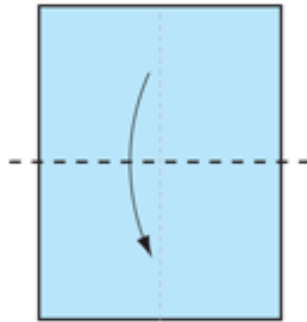
Keep showing love – God can use us to encourage and bless others in difficult times.

John 15 v 12

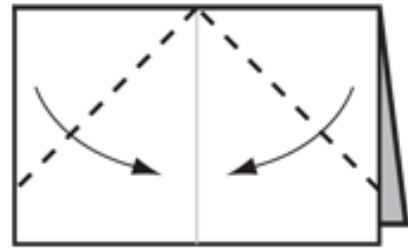
Simple instructions for making paper boats



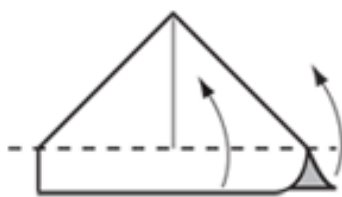
1. FOLD IN HALF



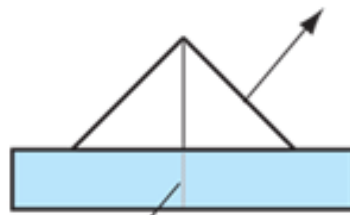
2. FOLD IN HALF AGAIN



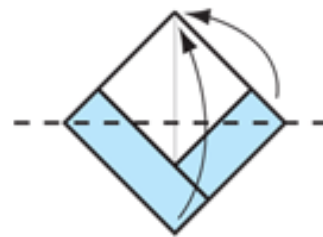
3. FOLD IN CORNERS



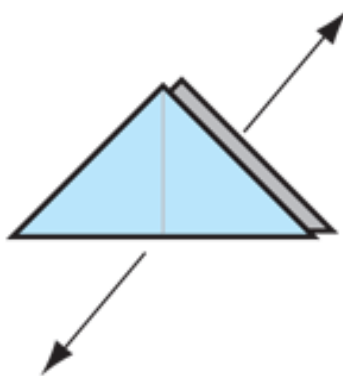
4. FOLD UP EDGES ON BOTH SIDES



5. PULL THE SIDES OUT AND FLATTEN



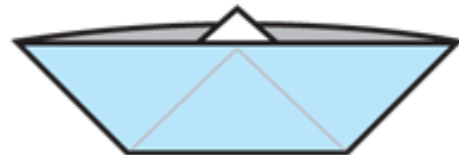
6. FOLD FRONT AND BACK LAYERS UP



7. PULL SIDES APART AND FLATTEN

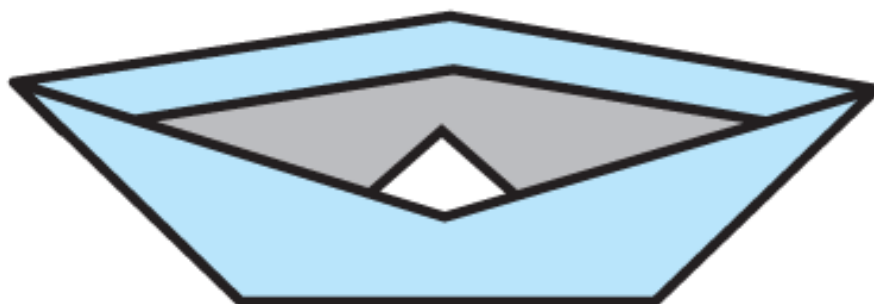


8. PULL TOP FLAPS OUTWARDS



9. SQUISH THE BOTTOM AND PULL THE SIDES UP

10. TA DAAA!



A colouring page you could print and colour together



Whenever
I AM
afraid,
I
WILL TRUST
in
YOU.

Psalm 56:3




Puzzle Sheet



Finish the picture...
draw the waves,
storm and Jesus
with his friends in
the boat

There are birds
like this one
hidden on the
page... how
many can you
find?



t	g	n	i	n	t	h	g	i	l	f	e	q	l	s
g	a	d	j	s	c	d	x	x	i	d	e	g	p	x
f	d	n	y	b	t	w	w	d	i	p	l	h	w	x
l	e	g	a	o	o	i	a	d	i	i	p	c	c	
j	e	s	u	s	w	s	r	r	p	d	l	e	e	i
p	f	c	n	a	c	f	h	m	e	q	a	a	r	j
k	p	w	t	i	a	z	i	v	q	d	g	c	l	s
r	g	e	p	e	a	j	m	x	z	i	n	e	i	q
i	r	l	x	x	b	u	m	p	c	l	k	u	l	t
c	e	t	a	o	b	t	t	e	f	t	z	x	h	u
s	x	z	p	s	e	g	v	g	j	r	a	t	w	t
h	y	u	q	q	f	i	j	y	d	f	x	x	u	b
c	k	i	e	n	y	q	x	w	s	a	y	j	l	k
k	l	f	p	p	o	z	k	w	a	c	t	z	p	
z	k	f	s	l	x	i	k	l	b	v	p	d	c	f

Can you find all
these words in the
wordsearch?

- jesus
- disciples
- boat
- galilee
- lightning
- peace
- storm
- thunder
- water



Find your
way
through
the
lighthouse
from the
bottom to
the top!



Answer: There are 8 birds hidden on the page